

1 Colorie les solides selon le code couleur.

4 faces

rouge

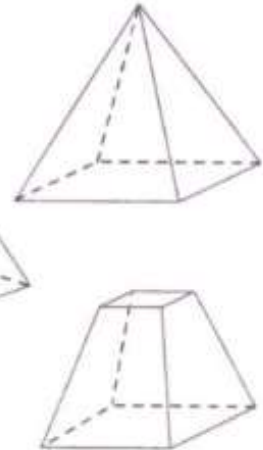
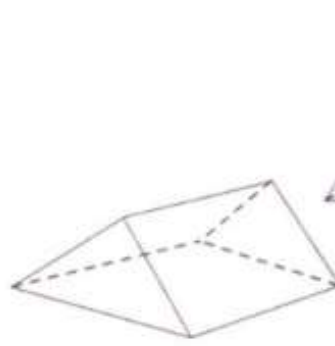
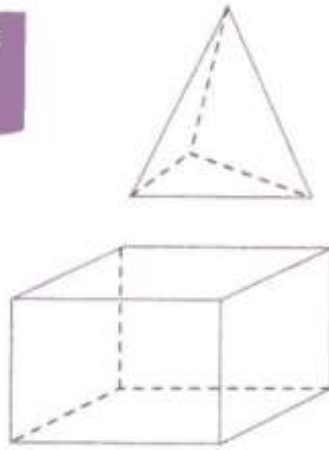

5 faces

vert

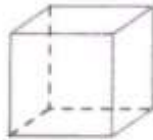
6 faces

bleu

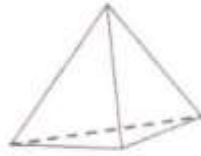
Les lignes pointillées t'aident à observer les arêtes et les faces cachées.




2 Observe bien ces solides et complète le tableau.



A



B



C

	Faces	Arêtes	Sommets
A			
B			
C			

